

TW LEDDim Smart Pill



220-240V, 50Hz (NOT 60Hz*), 3-200VA, -20°C to 35°C,
 Operating frequency: 2402-2480MHz, maximum radio-frequency output power: 2dBm
 *60Hz upon request

SG Smart

GET IT ON Google Play

Download on the App Store

Independent

0-1s

>1s

⚠ L ——— P
Max 50m

2x

Built-in

0-1s

>1s

⚠ L ——— P
Max 50m

2x

NORWAY
 SG Armaturen AS

Skytterheia 25
 N-4790 Lillesand

Tel: +47 37 50 03 00
 firmapost@sg-as.no
 www.sg-as.no

SWEDEN
 SG Armaturen AB
 Tel: +46 31 81 71 10
 info@sg-ab.se
 www.sg-ab.se

FINLAND
 SG Armaturen Oy
 Tel: +358 02 07 30 39 60
 info@sg-oy.fi
 www.sg-oy.fi

DENMARK
 SG Armaturen A/S
 Tel: +45 70 70 72 13
 info@sg-as.dk
 www.sg-as.dk





UNITED KINGDOM
 SG Lighting LTD
 Tel: +47 37 50 03 00
 info@sglighting.co.uk
 www.sglighting.co.uk

FRANCE
 SG Lighting SA/NV
 Tel: +33(0) 4 94 93 00 00
 info.france@sglighting.fr
 www.sglighting.net

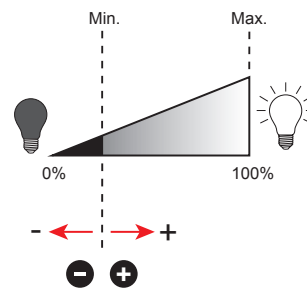
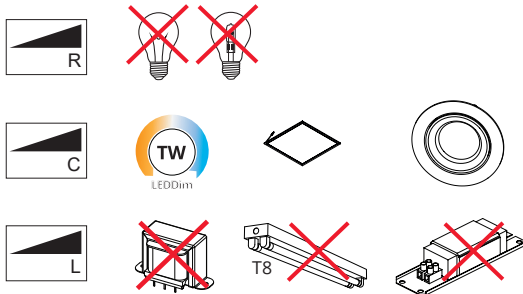
BENELUX
 SG Lighting SA/NV
 Tel: +32(0) 15 20 72 71
 info.benelux@sglighting.net
 www.sglighting.net

GERMANY
 SG Leuchten GmbH
 Tel: +49 40 23 99 44 59
 info@sg-leuchten.de
 www.sg-leuchten.de

INTERNATIONAL
 SG Lighting Co Ltd.
 Tel: +86 769 88 49 20 88
 cindy@sgdgc.com
 www.sg-as.com

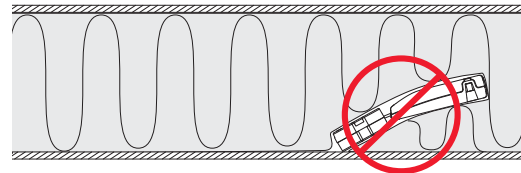
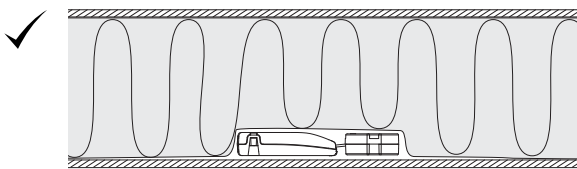
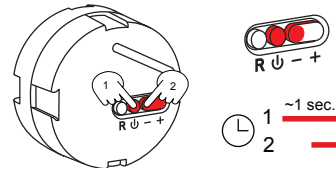
 R	 C	 R+C	 L
✗	Max.160W	✗	✗

Maximum number of luminaires: 11



NO: Minimum dimmenivåjustering
DA: Minimum justering af dæmpningsniveau
SE: Minsta justering av dimningsnivå
EN: Minimum dimming level adjustment
FR: Réglage du niveau de gradation minimal
NL: Regelbaar niveau van minimale dimmingsgraad
DE: Anpassung der minimalen Dimmstufe
FI: Minimi himmennystaso

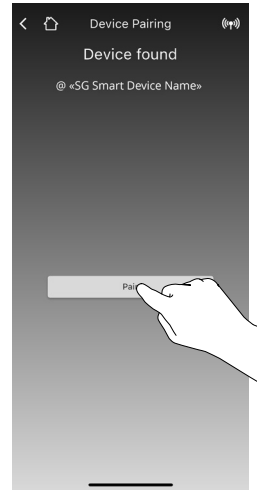
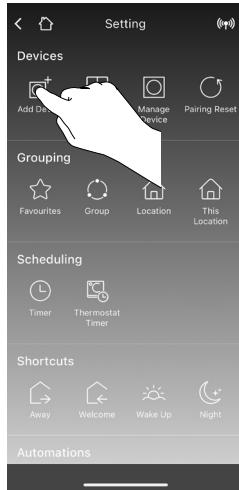
Reset



NO: Kan kun installeres og vedlikeholdes av en registrert installasjonsvirksomhet.
DK: Må kun installeres og vedligeholdes af uddannet elektriker.
SE: Skall installeras och underhållas av behörig elektriker.
EN: Only to be installed and maintained by an authorized electrician.
FR: Doit être installé et maintenu par un électricien qualifié.
NL: Mag alleen geïnstalleerd en onderhouden worden door een bevoegde elektricien.
DE: Dieses Produkt darf nur durch autorisiertes Personal (z.B. Elektro-Installateur) angeschlossen, in Betrieb genommen und gewartet werden.
FI: Asentaa ja huoltaa saa vain valtuutettu sähköasentaja

NO: Skru av strømmen før montering.
DK: Sluk for strømmen inden montering.
SE: Stäng av strømmen innan montering.
EN: Turn off power before installing.
FR: Couper le courant avant l'installation.
NL: Stroom uitschakelen voor u het toestel installeert.
DE: Vor Installationsarbeiten den Strom abschalten.
FI: Sammuta virta ennen kytkemistä

Pairing



Settings

